

Election data

March 5, 2012

```
> library(EffectStars)
> data(election)
```

Effect Stars for the multinomial logit model for the election data.

```
> star.nominal(Partychoice ~ Age + Religion + Democracy + Pol.Interest +
+ Unemployment + Highschool + Union + West + Gender, election, cex.cat = 1,
+ cex.labels = 1.2, lwd.circle = 1.5, dist.cov = 0.8)
```

\$odds

	(Intercept)	Age	Religioncatholic	Religionother	religion
CDU	4.0414158	1.3610161	1.4966911		0.6995757
SPD	1.5990006	1.1593572	0.8217861		0.6516310
FDP	0.7082679	0.8949610	1.0941385		1.3833039
Greens	0.3340830	0.6717697	0.8806534		1.3315266
Left Party	0.6539821	1.0541319	0.8437848		1.1909572
	Democracynot	satisfied	Pol.Interestless	interested	
CDU		0.4647253		1.2235442	
SPD		0.6981525		1.4007699	
FDP		1.0014343		0.7694186	
Greens		1.0089716		1.2356737	
Left Party		3.0503659		0.6136872	
	Unemploymentunemployed	Highschoolhighschool	Unionmember	Westwest	
CDU		0.5982192	1.1681632	0.6654959	0.7187890
SPD		1.1349143	0.8022312	1.4926189	1.4746517
FDP		0.5714917	1.0529720	0.6002911	1.0248899
Greens		0.9302359	1.7567334	0.6772514	1.8973253
Left Party		2.7705983	0.5768651	2.4762461	0.4851657
	Gendermale				
CDU		0.7689529			
SPD		0.8261321			
FDP		1.2896875			
Greens		0.9805111			
Left Party		1.2448406			

\$coefficients

	(Intercept)	Age	Religioncatholic	Religionother	religion
CDU	1.3965951	0.30823152	0.4032568		-0.3572813
SPD	0.4693788	0.14786573	-0.1962752		-0.4282769
FDP	-0.3449328	-0.11097512	0.0899673		0.3244748

Greens	-1.0963659	-0.39783976	-0.1270912	0.2863261
Left Party	-0.4246752	0.05271762	-0.1698577	0.1747573
	Democracynot	satisfied	Pol.Interestless	interested
CDU	-0.766308725		0.2017517	
SPD	-0.359317717		0.3370220	
FDP	0.001433271		-0.2621201	
Greens	0.008931611		0.2116163	
Left Party	1.115261560		-0.4882699	
	Unemploymentunemployed	Highschoolhighschool	Unionmember	Westwest
CDU	-0.51379796	0.15543258	-0.4072227	-0.33018737
SPD	0.12655711	-0.22035841	0.4005322	0.38842183
FDP	-0.55950540	0.05161669	-0.5103405	0.02458516
Greens	-0.07231703	0.56345605	-0.3897127	0.64044515
Left Party	1.01906328	-0.55014691	0.9067438	-0.72326476
	Gendermale			
CDU	-0.26272555			
SPD	-0.19100061			
FDP	0.25439996			
Greens	-0.01968128			
Left Party	0.21900748			
\$se				
	(Intercept)	Age	Religioncatholic	Religionother religion
CDU	0.2241870	0.06883778	0.1629128	0.1675213
SPD	0.2454879	0.07243803	0.1661371	0.1722206
FDP	0.3115688	0.09372915	0.2388946	0.2184835
Greens	0.3272034	0.09663685	0.2339585	0.2129134
Left Party	0.3132746	0.09447744	0.2328110	0.2049558
	Democracynot	satisfied	Pol.Interestless	interested
CDU	0.1388727		0.1467925	
SPD	0.1475205		0.1596902	
FDP	0.1944036		0.1906898	
Greens	0.1933154		0.2026862	
Left Party	0.2288390		0.1853461	
	Unemploymentunemployed	Highschoolhighschool	Unionmember	Westwest
CDU	0.3657289	0.1691886	0.2118735	0.1559290
SPD	0.3140074	0.1889160	0.1836202	0.1722467
FDP	0.4983006	0.2177650	0.2891981	0.2071113
Greens	0.4216166	0.2081829	0.2730795	0.2221559
Left Party	0.3014122	0.2425590	0.2163638	0.1942385
	Gendermale			
CDU	0.1353626			
SPD	0.1423081			
FDP	0.1874642			
Greens	0.1840961			
Left Party	0.1805578			
\$pvalues				
	(Intercept)	Age	Religioncatholic	Religionother religion
CDU	2.338170e-10	3.773452e-06	0.006656363	0.016472574

SPD	2.793653e-02	2.061189e-02	0.118720953	0.006445038
FDP	1.341288e-01	1.182070e-01	0.353236077	0.068755637
Greens	4.030131e-04	1.920399e-05	0.293488859	0.089344799
Left Party	8.761314e-02	2.884250e-01	0.232818896	0.196924269

	Democracy	not satisfied	Pol.	Interestless	interested
--	-----------	---------------	------	--------------	------------

CDU	1.713767e-08	0.084658676
SPD	7.431218e-03	0.017408771
FDP	4.970588e-01	0.084629447
Greens	4.815745e-01	0.148229118
Left Party	5.480134e-07	0.004214692

	Unemployment	tunemployed	Highschool	highschool	Unionmember
--	--------------	-------------	------------	------------	-------------

CDU	0.0800314563	0.17912780	2.730234e-02
SPD	0.3434599079	0.12171913	1.458031e-02
FDP	0.1307554699	0.40631705	3.880923e-02
Greens	0.4319061897	0.00339938	7.677503e-02
Left Party	0.0003611626	0.01166171	1.389682e-05

	Westwest	Gender	male
--	----------	--------	------

CDU	0.0171065991	0.02613505
SPD	0.0120656445	0.08977159
FDP	0.4527545016	0.08738123
Greens	0.0019703929	0.45743114
Left Party	0.0000982047	0.11257452

\$p_rel

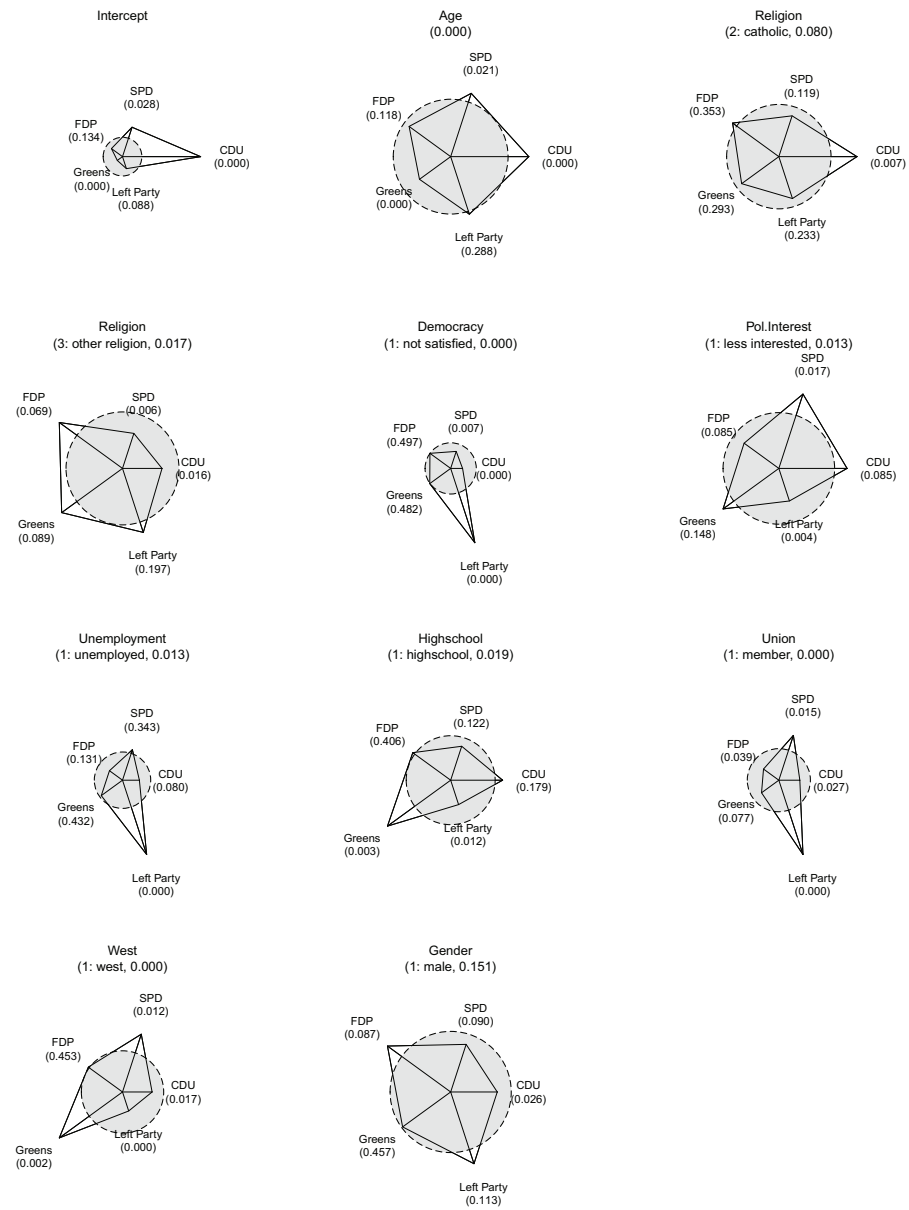
	Age	Religion	catholic	Religion	other religion
[1,]	5.625482e-07	0.08015606	0.01694874		
	Democracy	not satisfied	Pol.	Interestless	interested
[1,]	2.955651e-10	0.01335832	0.01308379		
	Highschool	highschool	Unionmember	Westwest	Gender
[1,]	0.01862473	3.281531e-05	1.548773e-05	0.1509492	

\$xlim

[1] 10.50768 57.38810

\$ylim

[1] 10.06313 72.58383



Effect Stars for the multinomial logit model for the election data including confidence intervals.

```
> star.nominal(Partychoice ~ Age + Religion + Democracy + Pol.Interest +
+ Unemployment + Highschool + Union + West + Gender, election, cex.cat = 1,
+ cex.labels = 1.2, conf.int = TRUE, dist.cov = 0.7, lwd.circle = 0.01,
+ lty.circle = "solid", col.circle = "gray90")
```

\$odds

	(Intercept)	Age	Religioncatholic	Religionother	religion
CDU	4.0414158	1.3610161	1.4966911		0.6995757
SPD	1.5990006	1.1593572	0.8217861		0.6516310
FDP	0.7082679	0.8949610	1.0941385		1.3833039
Greens	0.3340830	0.6717697	0.8806534		1.3315266
Left Party	0.6539821	1.0541319	0.8437848		1.1909572
	Democracynot	satisfied	Pol.Interestless	interested	
CDU		0.4647253		1.2235442	
SPD		0.6981525		1.4007699	
FDP		1.0014343		0.7694186	
Greens		1.0089716		1.2356737	
Left Party		3.0503659		0.6136872	
	Unemploymentunemployed	Highschoolhighschool	Unionmember	Westwest	
CDU	0.5982192	1.1681632	0.6654959	0.7187890	
SPD	1.1349143	0.8022312	1.4926189	1.4746517	
FDP	0.5714917	1.0529720	0.6002911	1.0248899	
Greens	0.9302359	1.7567334	0.6772514	1.8973253	
Left Party	2.7705983	0.5768651	2.4762461	0.4851657	
	Gendermale				
CDU	0.7689529				
SPD	0.8261321				
FDP	1.2896875				
Greens	0.9805111				
Left Party	1.2448406				

\$coefficients

	(Intercept)	Age	Religioncatholic	Religionother	religion
CDU	1.3965951	0.30823152	0.4032568		-0.3572813
SPD	0.4693788	0.14786573	-0.1962752		-0.4282769
FDP	-0.3449328	-0.11097512	0.0899673		0.3244748
Greens	-1.0963659	-0.39783976	-0.1270912		0.2863261
Left Party	-0.4246752	0.05271762	-0.1698577		0.1747573
	Democracynot	satisfied	Pol.Interestless	interested	
CDU		-0.766308725		0.2017517	
SPD		-0.359317717		0.3370220	
FDP		0.001433271		-0.2621201	
Greens		0.008931611		0.2116163	
Left Party		1.115261560		-0.4882699	
	Unemploymentunemployed	Highschoolhighschool	Unionmember	Westwest	
CDU	-0.51379796	0.15543258	-0.4072227	-0.33018737	
SPD	0.12655711	-0.22035841	0.4005322	0.38842183	

FDP	-0.55950540	0.05161669	-0.5103405	0.02458516
Greens	-0.07231703	0.56345605	-0.3897127	0.64044515
Left Party	1.01906328	-0.55014691	0.9067438	-0.72326476

	Gendermale
CDU	-0.26272555
SPD	-0.19100061
FDP	0.25439996
Greens	-0.01968128
Left Party	0.21900748

\$se

	(Intercept)	Age	Religioncatholic	Religionother religion
CDU	0.2241870	0.06883778	0.1629128	0.1675213
SPD	0.2454879	0.07243803	0.1661371	0.1722206
FDP	0.3115688	0.09372915	0.2388946	0.2184835
Greens	0.3272034	0.09663685	0.2339585	0.2129134
Left Party	0.3132746	0.09447744	0.2328110	0.2049558

	Democracynot satisfied	Pol.Interestless	interested
CDU	0.1388727		0.1467925
SPD	0.1475205		0.1596902
FDP	0.1944036		0.1906898
Greens	0.1933154		0.2026862
Left Party	0.2288390		0.1853461

	Unemploymentunemployed	Highschoolhighschool	Unionmember	Westwest
CDU	0.3657289	0.1691886	0.2118735	0.1559290
SPD	0.3140074	0.1889160	0.1836202	0.1722467
FDP	0.4983006	0.2177650	0.2891981	0.2071113
Greens	0.4216166	0.2081829	0.2730795	0.2221559
Left Party	0.3014122	0.2425590	0.2163638	0.1942385

	Gendermale
CDU	0.1353626
SPD	0.1423081
FDP	0.1874642
Greens	0.1840961
Left Party	0.1805578

\$pvalues

	(Intercept)	Age	Religioncatholic	Religionother religion
CDU	2.338170e-10	3.773452e-06	0.006656363	0.016472574
SPD	2.793653e-02	2.061189e-02	0.118720953	0.006445038
FDP	1.341288e-01	1.182070e-01	0.353236077	0.068755637
Greens	4.030131e-04	1.920399e-05	0.293488859	0.089344799
Left Party	8.761314e-02	2.884250e-01	0.232818896	0.196924269

	Democracynot satisfied	Pol.Interestless	interested
CDU	1.713767e-08		0.084658676
SPD	7.431218e-03		0.017408771
FDP	4.970588e-01		0.084629447
Greens	4.815745e-01		0.148229118
Left Party	5.480134e-07		0.004214692

	Unemploymentunemployed	Highschoolhighschool	Unionmember
--	------------------------	----------------------	-------------

CDU	0.0800314563	0.17912780	2.730234e-02
SPD	0.3434599079	0.12171913	1.458031e-02
FDP	0.1307554699	0.40631705	3.880923e-02
Greens	0.4319061897	0.00339938	7.677503e-02
Left Party	0.0003611626	0.01166171	1.389682e-05

	Westwest	Gender	male
CDU	0.0171065991	0.02613505	
SPD	0.0120656445	0.08977159	
FDP	0.4527545016	0.08738123	
Greens	0.0019703929	0.45743114	
Left Party	0.0000982047	0.11257452	

\$p_rel

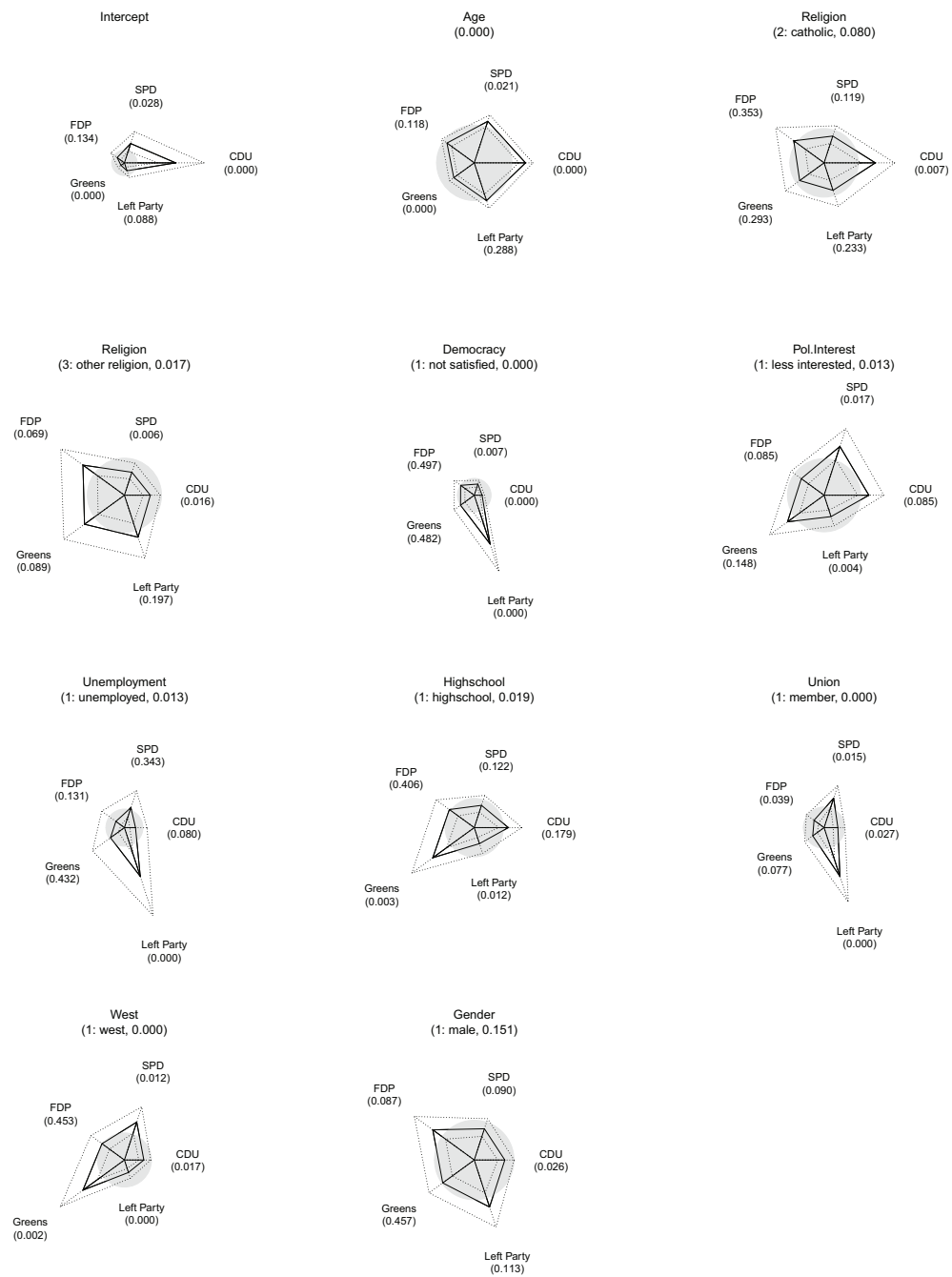
	Age	Religion	catholic	Religion	other religion
[1,]	5.625482e-07	0.08015606		0.01694874	
	Democracy	not satisfied	Pol.	Interestless	interested
[1,]	2.955651e-10			0.01335832	0.01308379
	Highschool	highschool	Unionmember	Westwest	Gender
[1,]	0.01862473	3.281531e-05	1.548773e-05	0.1509492	

\$xlim

[1] 21.11333 89.20505

\$ylim

[1] 15.25633 119.39484



Effect Stars for the multinomial logit model for the election data with reference category "FDP". Leaving away the p-values can sometimes increase clarity.

```
> star.nominal(Partychoice ~ Age + Religion + Democracy + Pol.Interest +
+ Unemployment + Highschool + Union + West + Gender, election, cex.cat = 1,
+ cex.labels = 1.2, lwd.circle = 1.5, refLevel = 3, symmetric = FALSE,
+ dist.cov = 0.8, printpvalues = FALSE)
```

\$odds

	(Intercept)	Age	Religioncatholic	Religionother	religion
CDU	5.7060549	1.5207546	1.3679174		0.5057281
SPD	2.2576211	1.2954276	0.7510805		0.4710685
FDP	1.0000000	1.0000000	1.0000000		1.0000000
Greens	0.4716901	0.7506133	0.8048829		0.9625698
Left Party	0.9233541	1.1778524	0.7711865		0.8609512
	Democracynot	satisfied	Pol.Interestless	interested	
CDU		0.4640597		1.5902192	
SPD		0.6971526		1.8205564	
FDP		1.0000000		1.0000000	
Greens		1.0075265		1.6059837	
Left Party		3.0459971		0.7975986	
	Unemploymentunemployed	Highschoolhighschool	Unionmember	Westwest	
CDU		1.046768	1.1093962	1.108622	0.7013330
SPD		1.985881	0.7618732	2.486492	1.4388392
FDP		1.0000000	1.0000000	1.000000	1.0000000
Greens		1.627733	1.6683571	1.128205	1.8512480
Left Party		4.848012	0.5478446	4.125075	0.4733833
	Gendermale				
CDU	0.5962319				
SPD	0.6405676				
FDP	1.0000000				
Greens	0.7602703				
Left Party	0.9652265				

\$coefficients

	(Intercept)	Age	Religioncatholic	Religionother	religion
CDU	1.74152788	0.4192066	0.3132895		-0.68175613
SPD	0.81431163	0.2588409	-0.2862425		-0.75275168
FDP	0.00000000	0.0000000	0.0000000		0.00000000
Greens	-0.75143306	-0.2868646	-0.2170585		-0.03814868
Left Party	-0.07974242	0.1636927	-0.2598250		-0.14971745
	Democracynot	satisfied	Pol.Interestless	interested	
CDU		-0.76774200		0.4638719	
SPD		-0.36075099		0.5991422	
FDP		0.00000000		0.0000000	
Greens		0.00749834		0.4737365	
Left Party		1.11382829		-0.2261498	
	Unemploymentunemployed	Highschoolhighschool	Unionmember	Westwest	
CDU		0.04570744	0.1038159	0.1031178	-0.3547725
SPD		0.68606251	-0.2719751	0.9108727	0.3638367

FDP	0.00000000	0.00000000	0.00000000	0.00000000
Greens	0.48718838	0.5118394	0.1206278	0.6158600
Left Party	1.57856868	-0.6017636	1.4170843	-0.7478499

	Gendermale
CDU	-0.51712551
SPD	-0.44540057
FDP	0.00000000
Greens	-0.27408124
Left Party	-0.03539248

\$se

	(Intercept)	Age	Religioncatholic	Religionother	religion
CDU	0.4221328	0.1284995	0.3203722		0.3074730
SPD	0.4442698	0.1327443	0.3263157		0.3141545
FDP	0.0000000	0.0000000	0.0000000		0.0000000
Greens	0.5159550	0.1543796	0.3848794		0.3480935
Left Party	0.5063563	0.1516420	0.3850338		0.3421559

	Democracynot	satisfied	Pol.Interestless	interested
CDU		0.2600887		0.2661171
SPD		0.2699519		0.2800941
FDP		0.0000000		0.0000000
Greens		0.3083424		0.3181750
Left Party		0.3492097		0.3002552

	Unemploymentunemployed	Highschoolhighschool	Unionmember	Westwest
CDU	0.7168346	0.3031167	0.4094231	0.2863042
SPD	0.6775919	0.3242640	0.3875045	0.3039587
FDP	0.0000000	0.0000000	0.0000000	0.0000000
Greens	0.7594319	0.3391805	0.4639223	0.3477697
Left Party	0.6641306	0.3727579	0.4108462	0.3211392

	Gendermale
CDU	0.2570587
SPD	0.2654992
FDP	0.0000000
Greens	0.3006965
Left Party	0.2982224

\$p_rel

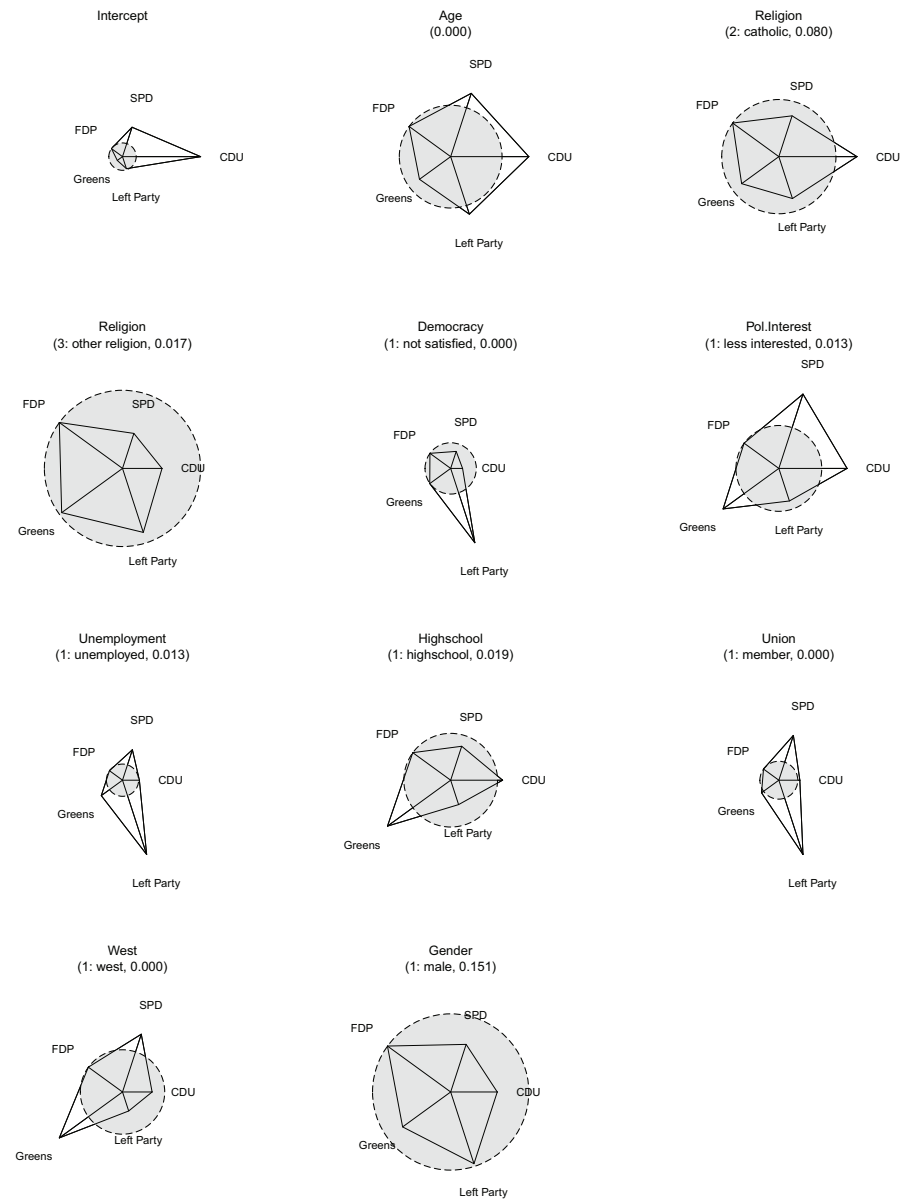
	Age	Religioncatholic	Religionother	religion
[1,]	5.625482e-07	0.08015606	0.01694874	
	Democracynot	satisfied	Pol.Interestless	interested
[1,]	2.955651e-10		0.01335832	0.01308379
	Highschoolhighschool	Unionmember	Westwest	Gendermale
[1,]	0.01862473	3.281531e-05	1.548773e-05	0.1509492

\$xlim

[1] 14.83574 81.02598

\$ylim

[1] 14.20808 102.48075



Effect Stars for the multinomial logit model for the election data with four category-specific covariates.

```
> election[,13:16] <- election[,13:16] - election[,12]
> election[,18:21] <- election[,18:21] - election[,17]
> election[,23:26] <- election[,23:26] - election[,22]
> election[,28:31] <- election[,28:31] - election[,27]
> election$Social <- election$Social_SPD
> election$Immigration <- election$Immigration_SPD
> election$Nuclear <- election$Nuclear_SPD
> election$Left_Right <- election$Left_Right_SPD
> star.nominal(Partychoice ~ Social + Immigration + Nuclear + Left_Right + Age +
+ Religion + Democracy + Pol.Interest + Unemployment + Highschool + Union + West +
+ Gender, data = election,
+ xij = list(Social ~ Social_SPD + Social_FDP + Social_Greens + Social_Left,
+ Immigration ~ Immigration_SPD + Immigration_FDP + Immigration_Greens + Immigration_Left,
+ Nuclear ~ Nuclear_SPD + Nuclear_FDP + Nuclear_Greens + Nuclear_Left,
+ Left_Right ~ Left_Right_SPD + Left_Right_FDP + Left_Right_Greens + Left_Right_Left),
+ cex.cat = 1, cex.labels = 1.4, lwd.circle = 1.5, dist.cov = 0.8)
```

	Social	Immigration	Nuclear	Left_Right
[1,]	-0.1630662	-0.1194577	-0.1848822	-0.6269847

\$odds

	(Intercept)	Age	Religioncatholic	Religionother religion
CDU	3.8011447	1.3612851	1.7116679	0.9270493
SPD	1.2689668	1.1631240	0.8119858	0.7070553
FDP	0.6002334	0.9448420	1.3554629	1.7608286
Greens	0.4484616	0.7078829	0.9066765	1.0931248
Left Party	0.7701760	0.9442876	0.5854530	0.7926053

	Democracynot satisfied	Pol.Interestless	interested
CDU	0.4898356		1.1705339
SPD	0.7386462		1.3192603
FDP	1.1961609		0.7482434
Greens	0.8630963		1.1128787
Left Party	2.6770981		0.7776690

	Unemploymentunemployed	Highschoolhighschool	Unionmember	Westwest
CDU	0.9584716	1.3080832	0.6214195	0.5773750
SPD	1.0117595	0.8614084	1.4443515	1.6367666
FDP	0.8997789	1.3046584	0.7169625	0.7455735
Greens	0.7956908	1.4416545	0.6326797	1.7707552
Left Party	1.4403343	0.4718430	2.4561892	0.8015050

	Gendermale
CDU	0.8015079
SPD	0.7659470
FDP	1.0759390
Greens	1.0678932
Left Party	1.4176792

\$coefficients

	(Intercept)	Age	Religioncatholic	Religionother religion
--	-------------	-----	------------------	------------------------

CDU	1.3353023	0.30842916	0.53746829	-0.07574850
SPD	0.2382030	0.15110952	-0.20827246	-0.34664642
FDP	-0.5104367	-0.05673755	0.30414302	0.56578447
Greens	-0.8019323	-0.34547661	-0.09796952	0.08904038
Left Party	-0.2611363	-0.05732452	-0.53536933	-0.23242993
	Democracynot	satisfied	Pol.Interestless	interested
CDU		-0.7136854		0.1574600
SPD		-0.3029363		0.2770712
FDP		0.1791172		-0.2900269
Greens		-0.1472290		0.1069501
Left Party		0.9847334		-0.2514543
	Unemploymentunemployed	Highschoolhighschool	Unionmember	Westwest
CDU		-0.04241539	0.2685628	-0.4757488 -0.5492632
SPD		0.01169086	-0.1491866	0.3676605 0.4927227
FDP		-0.10560618	0.2659413	-0.3327317 -0.2936015
Greens		-0.22854455	0.3657914	-0.4577910 0.5714061
Left Party		0.36487527	-0.7511089	0.8986110 -0.2212641
	Gendermale			
CDU		-0.22126042		
SPD		-0.26664233		
FDP		0.07319380		
Greens		0.06568778		
Left Party		0.34902117		
	\$se			
	(Intercept)	Age	Religioncatholic	Religionother religion
CDU	0.2981722	0.08679121	0.2127910	0.2131650
SPD	0.2780505	0.08018670	0.1883308	0.1920546
FDP	0.3552321	0.10436419	0.2664386	0.2458249
Greens	0.3588036	0.10644737	0.2543597	0.2385184
Left Party	0.3877065	0.11781620	0.2877358	0.2560869
	Democracynot	satisfied	Pol.Interestless	interested
CDU		0.1805016		0.1917790
SPD		0.1660231		0.1801202
FDP		0.2187023		0.2170315
Greens		0.2143911		0.2290519
Left Party		0.2820579		0.2327036
	Unemploymentunemployed	Highschoolhighschool	Unionmember	Westwest
CDU		0.4350242	0.2204325	0.2741820 0.2029215
SPD		0.3651699	0.2110732	0.2120310 0.1931098
FDP		0.5596199	0.2476985	0.3197829 0.2347514
Greens		0.4718760	0.2372396	0.2999115 0.2481622
Left Party		0.4071883	0.2986892	0.2749185 0.2431232
	Gendermale			
CDU		0.1737192		
SPD		0.1584829		
FDP		0.2080704		
Greens		0.2018792		
Left Party		0.2212970		

```

$pvales
      (Intercept)      Age Religioncatholic Religionother religion
CDU      3.762140e-06 0.0001899324      0.005771707      0.36116316
SPD      1.958082e-01 0.0297506330      0.134387873      0.03554228
FDP      7.537170e-02 0.2933413168      0.126828299      0.01067956
Greens   1.270811e-02 0.0005861909      0.350058922      0.35446029
Left Party 2.503016e-01 0.3132854738      0.031398355      0.18203913

      Democracynot satisfied Pol.Interestless interested
CDU      3.844375e-05      0.20580920
SPD      3.402594e-02      0.06199291
FDP      2.063931e-01      0.09071977
Greens   2.461261e-01      0.32027674
Left Party 2.403870e-04      0.13994256

      Unemploymentunemployed Highschoolhighschool Unionmember Westwest
CDU      0.4611642      0.111546473 0.0413564862 0.003396988
SPD      0.4872301      0.239845328 0.0414595647 0.005362773
FDP      0.4251598      0.141490031 0.1490555557 0.105523625
Greens   0.3140752      0.061553232 0.0634526468 0.010652055
Left Party 0.1851037      0.005956953 0.0005403181 0.181387442

      Gendermale
CDU      0.10139068
SPD      0.04623915
FDP      0.36250380
Greens   0.37244615
Left Party 0.05737912

$catspec
      Social Immigration      Nuclear Left_Right
[1,] -0.1630662 -0.1194577 -0.1848822 -0.6269847

$catspecse
      Social Immigration      Nuclear Left_Right
[1,] 0.03313544 0.03170079 0.02960555 0.04180896

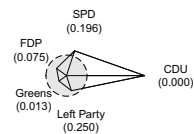
$p_rel
      Social Immigration      Nuclear Left_Right      Age
[1,] 5.117136e-07 0.0001397863 1.107482e-10      0 0.000175962
      Religioncatholic Religionother religion Democracynot satisfied
[1,] 0.0606889      0.1014177      3.01792e-05
      Pol.Interestless interested Unemploymentunemployed Highschoolhighschool
[1,] 0.2696232      0.9151604      0.04863854
      Unionmember      Westwest Gendermale
[1,] 0.002959962 0.001123774 0.2346133

$xlim
[1] 9.882976 53.976255

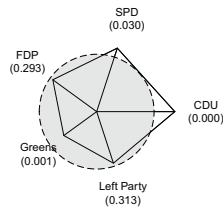
$ylim
[1] 9.46485 68.26856

```

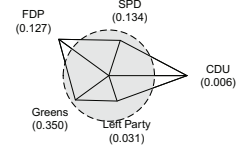
Intercept



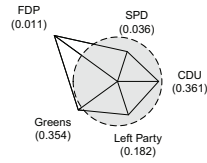
Age
(0.000)



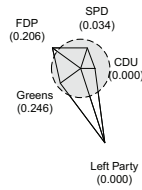
Religion
(2: catholic, 0.061)



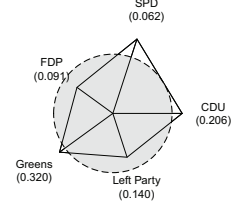
Religion
(3: other religion, 0.101)



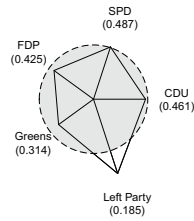
Democracy
(1: not satisfied, 0.000)



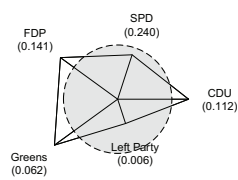
Pol.Interest
(1: less interested, 0.270)



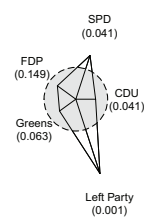
Unemployment
(1: unemployed, 0.915)



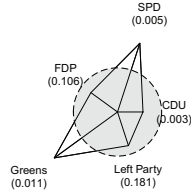
Highschool
(1: highschool, 0.049)



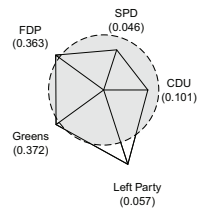
Union
(1: member, 0.003)



West
(1: west, 0.001)



Gender
(1: male, 0.235)



Global coefficients

