

# A simple graph system - gRash

Søren Højsgaard

December 19, 2007

## Contents

<b>1</b>	<b>Introduction</b>	<b>2</b>
<b>2</b>	<b>Graphs</b>	<b>2</b>
2.1	Undirected graphs . . . . .	2
2.2	Directed acyclic graphs . . . . .	3
<b>3</b>	<b>Operations on undirected graphs</b>	<b>3</b>
3.1	Graph queries . . . . .	3
3.1.1	Nodes . . . . .	3
3.1.2	Edges . . . . .	4
3.1.3	Cliques . . . . .	4
3.1.4	Connected components . . . . .	4
3.1.5	Closure . . . . .	4
3.1.6	Adjacencies . . . . .	4
3.1.7	Simplicial nodes . . . . .	4
3.1.8	Is complete . . . . .	5
3.1.9	Is simplicial . . . . .	5
3.1.10	Is triangulated . . . . .	5
3.1.11	Is $A$ and $B$ separated by $S$ . . . . .	5
3.1.12	Subgraph . . . . .	5
3.2	Adjacency matrix . . . . .	5
3.3	Triangulation and Maximum Cardinality Search . . . . .	6
3.3.1	Maximum cardinality search . . . . .	6
3.3.2	Triangulation . . . . .	6
3.3.3	RIP ordering of the cliques . . . . .	6
<b>4</b>	<b>Operations on directed acyclic graphs</b>	<b>7</b>
4.1	Graph queries . . . . .	7
4.1.1	Parents . . . . .	7

4.1.2	Children . . . . .	7
4.1.3	Ancestral set . . . . .	7
4.2	Moralization . . . . .	7
4.3	Ancestral graph . . . . .	8
4.4	Checking for acyclicity . . . . .	8

## 1 Introduction

This is a technical note which describes a simple “graph system” in R called **gRash**. The system is used in the **gRain** package<sup>1</sup> for graphical independence networks. Thus **gRash** is not an R package but a part of an R package.

For the R community, the triplet triplet of the packages **graph**, **RBGL** and **Rgraphviz** constitutes tool for graph operations, manipulation and layout. The **gRash** system is not intended to be a strong competitor for these fine packages. On the contrary, part of the **gRash** functionality uses the other packages.

The main virtue of the **gRash** system is that graphs are specified in a way closer to normal text book representations and the same applies to some extent to the graph operations.

Only undirected and directed acyclic graphs are implemented.

## 2 Graphs

### 2.1 Undirected graphs

An undirected graph is created by the **newugsh** function. The graph can be specified by an incidence list in either of two different forms:

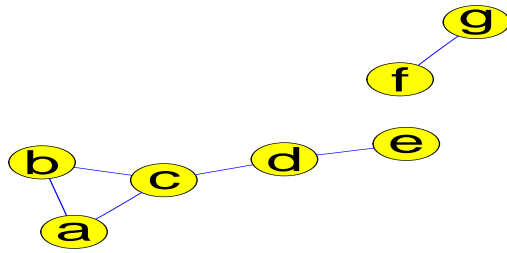
```
> ug1 <- newug(~a + b + c, ~c + d, ~d + e, ~f + g)
> ug1 <- newug(c("a", "b", "c"), c("c", "d"), c("d", "e"), c("f", "g"))
> ug1
```

```
Undirected graph
Nodes: a b c d e f g
Edges: a~b a~c b~c c~d d~e f~g
```

Graphs are displayed with **plot**:

```
> plot(ug1)
```

<sup>1</sup>The package is not on CRAN but is available from <http://gbi.agrsci.dk/~shd/Public/gRainweb/>



## 2.2 Directed acyclic graphs

A directed acyclic graph can be specified as:

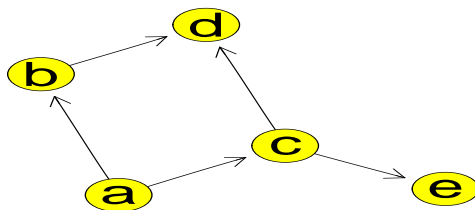
```
> dag1 <- newdag(~a, ~b + a, ~c + a, ~d + b + c, ~e + c)
> dag1 <- newdag("a", c("b", "a"), c("c", "a"), c("d", "b", "c"), c("e", "c"))
> dag1
```

```
Directed graph
Nodes: a b c d e
Edges: b<-a c<-a d<-b d<-c e<-c
```

Here `~a` means that “a” has no parents while `~d+b+c` means that “d” has parents “b” and “c”.

Graphs are displayed with `plot`:

```
> plot(dag1)
```



## 3 Operations on undirected graphs

### 3.1 Graph queries

Many features of a graph are obtained by asking queries using the `queryg` function:

#### 3.1.1 Nodes

```
> queryg(ug1, "nodes")
```

```
a b c d e f g
```

### 3.1.2 Edges

```
> queryg(ug1, "edges")
```

```
a b  
a c  
b c  
c d  
d e  
f g
```

### 3.1.3 Cliques

```
> queryg(ug1, "cliques")
```

```
c b a  
c d  
e d  
f g
```

### 3.1.4 Connected components

```
> queryg(ug1, "concomp")
```

```
a b c d e  
f g
```

### 3.1.5 Closure

```
> queryg(ug1, "cl", "c")
```

```
c a b d
```

### 3.1.6 Adjacencies

```
> queryg(ug1, "adj", "c")
```

```
a b d
```

### 3.1.7 Simplicial nodes

Nodes whose boundary is complete.

```
> queryg(ug1, "simplicialNodes")
```

```
a b e f g
```

### 3.1.8 Is complete

Is the graph complete?

```
> queryg(ug1, "is.complete")
```

```
[1] FALSE
```

### 3.1.9 Is simplicial

Is a node/set simplicial?

```
> queryg(ug1, "is.simplicial", "a")
```

```
[1] TRUE
```

```
> queryg(ug1, "is.simplicial", c("a", "b", "d"))
```

```
[1] FALSE
```

### 3.1.10 Is triangulated

```
> queryg(ug1, "is.triangulated")
```

```
[1] TRUE
```

### 3.1.11 Is $A$ and $B$ separated by $S$

```
> queryg(ug1, "separates", c("a", "b"), c("e", "f"), "d")
```

```
[1] TRUE
```

### 3.1.12 Subgraph

```
> queryg(ug1, "subgraph", c("a", "b", "c"))
```

```
Undirected graph  
Nodes: a b c  
Edges: c~b c~a b~a
```

## 3.2 Adjacency matrix

```
> convertg(ug1, to = "matrix")
```

	a	b	c	d	e	f	g
a	FALSE	TRUE	TRUE	FALSE	FALSE	FALSE	FALSE
b	TRUE	FALSE	TRUE	FALSE	FALSE	FALSE	FALSE
c	TRUE	TRUE	FALSE	TRUE	FALSE	FALSE	FALSE
d	FALSE	FALSE	TRUE	FALSE	TRUE	FALSE	FALSE
e	FALSE	FALSE	FALSE	TRUE	FALSE	FALSE	FALSE
f	FALSE	FALSE	FALSE	FALSE	FALSE	FALSE	TRUE
g	FALSE	FALSE	FALSE	FALSE	FALSE	TRUE	FALSE

### 3.3 Triangulation and Maximum Cardinality Search

#### 3.3.1 Maximum cardinality search

Testing for whether a graph is triangulated is based on Maximum Cardinality Search:

```
> g <- newug(~a + b, ~b + c, ~c + d, ~d + e, ~e + a)
> mcs(g)
```

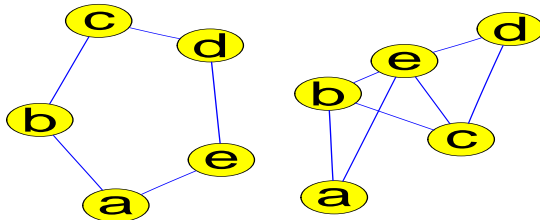
NULL

#### 3.3.2 Triangulation

```
> tg <- triangulate(g)
> tg
```

Undirected graph  
Nodes: a b c d e  
Edges: a~b b~c c~d a~e b~e c~e d~e

```
> par(mfrow = c(1, 2))
> plot(g)
> plot(tg)
```



#### 3.3.3 RIP ordering of the cliques

A RIP ordering of the cliques of a triangulated graph:

```
> rip <- ripOrder(tg)
> names(rip)
```

nodes cliques separators pa nLevels ch

```
> rip
```

```
Cliques
1 a b e
2 b e c
3 e c d
Separators
1 NA
2 b e
3 e c
Parents
1 NA
2 1
3 2
```

## 4 Operations on directed acyclic graphs

### 4.1 Graph queries

Many features of a graph are obtained by asking queries using the `queryg` function as above:

#### 4.1.1 Parents

```
> queryg(dag1, "pa", "d")
```

```
b c
```

#### 4.1.2 Children

```
> queryg(dag1, "ch", "c")
```

```
d e
```

#### 4.1.3 Ancestral set

```
> queryg(dag1, "ancestralSet", c("b", "e"))
```

```
a b c e
```

### 4.2 Moralization

```
> moralize(dag1)
```

```
Undirected graph
Nodes: a b c d e
Edges: a~b a~c b~c b~d c~d c~e
```

### 4.3 Ancestral graph

```
> ancestralGraph(dag1, c("b", "e"))
```

```
Directed graph  
Nodes: a b c e  
Edges: e<-c c<-a b<-a
```

### 4.4 Checking for acyclicity

If a directed graph contains cycles, then NULL is returned

```
> newdag(~a + b, ~b + c, ~c + a)
```

```
NULL
```